

MC-Waterstop HP

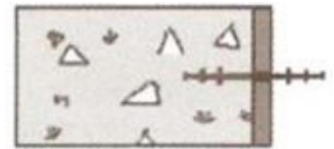
Elastic PVC waterproofing tape.

PRODUCT DESCRIPTION: **MC-Waterstop HP** is made from heat-resistant, elastic PVC. The product is used for expansion joints and stop joints in concrete structures. **MC-Waterstop HP** comes in a variety of shapes and sizes, suitable for all construction needs.





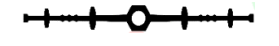
- PRODUCT PROPERTIES:**
- Flexible and has good elasticity.
 - Good chemical resistance.
 - Available in many different forms for different joints.
 - Easy to apply.




- AREAS OF APPLICATION:**
- **MC-Waterstop HP** is used to fill expansion joints and stop joints in the following concrete structures:
 - Basements
 - Water tanks
 - Swimming pools
 - Tunnels, underground sewers
 - Retaining walls
 - Hydroelectric dams,...

- APPLICATION NOTES:**
- **MC-Waterstop HP positioning:** **MC-Waterstop HP** is positioned in the middle of the structure before pouring concrete. It can be positioned between two formwork sections or between reinforcement layers via small holes on **MC-Waterstop HP** with metal wires, so that **MC-Waterstop HP** does not move during concrete pouring.
 - **Concrete pouring:**
 - **MC-Waterstop HP** can only perform its function when both sides are in the concrete and are not bent.
 - Concrete must be thoroughly tamped to avoid honeycombing.
 - **Note:** when pouring concrete near the **MC-Waterstop HP** position, avoid the situation where the pressure on both sides of the **MC-Waterstop HP** is not equal, pour evenly on both sides of the **MC-Waterstop HP** so that the **MC-Waterstop HP** does not fold.
 - Before pouring the second layer of concrete, clean the **MC-Waterstop HP** surface, for example: dirt, adhesive concrete mortar layer, etc.
 - **Welding:**
 - Use an MC-Bauchemie electric welding knife to weld on site. Heat both ends of the **MC-Waterstop HP** simultaneously with both sides of the welding knife until the PVC becomes evenly molten.
 - Remove the welding knife and immediately join the two ends of the weld together, holding the joint firmly until the heated PVC cools and solidifies.
 - Check the weld for gaps or imperfections, re-weld if necessary.



FORM:

LOCATION	SHAPE	TYPE	WIDTH mm (±5)	LENGTH m	THICKNESS (mm)
Construction Joint		V-15M	150	20	2,5 ÷ 4,0
		V-20E	200	20	2,5 ÷ 4,0
		V-20M	200	20	3,0 ÷ 6,0
		V-25E	250	20	2,5 ÷ 4,0
		V-25M	250	20	3,0 ÷ 6,0
		V-30E	300	15	2,5 ÷ 4,0
		V-30M	300	15	3,0 ÷ 6,0
		V-32E	320	15	2,5 ÷ 4,0
		V-32M	320	15	3,0 ÷ 6,0
Construction Joint		V-15 T1010	150	optional	10
		V-15 T1313	150	optional	13
		V-20 T1010	200	optional	10
		V-20 T1313	200	optional	13
		V-25 T1010	250	optional	10
		V-25 T1313	250	optional	13
		V-30 T1010	300	optional	10
		V-30 T1313	300	optional	13
		V-32 T1010	320	optional	10
		V-32 T1313	320	optional	13
		KN-92	180	50	2,5 ÷ 4,0
Construction Joint for D-Wall		B-15 T1010	150	optional	10
		B-15 T1313	150	optional	13
		B-20 T1010	200	optional	10
		B-20 T1313	200	optional	13
		B-25 T1010	250	optional	10
		B-25 T1313	250	optional	13
		B-30 T1010	300	optional	10
		B-30 T1313	300	optional	13
		B-32 T1010	320	optional	10
		B-32 T1313	320	optional	13
Expansion Joint		O-15M	150	20	2,5 ÷ 4,0
		O-20E	200	20	2,5 ÷ 4,0
		O-20M	200	20	3,0 ÷ 6,0
		O-25E	250	20	2,5 ÷ 4,0
		O-25M	250	20	3,0 ÷ 6,0
		O-30E	300	15	2,5 ÷ 4,0
		O-30M	300	15	3,0 ÷ 6,0
		O-32E	320	15	2,5 ÷ 4,0
		O-32M	320	15	3,0 ÷ 6,0

Expansion Joint		O20-T1010	200	optional	10
		O25-T1010	250	optional	10
		O30-T1010	300	optional	10
		O32-T1010	320	optional	10
		O40-T1010	400	optional	10
		O45-T1010	450	optional	10
		O50-T1010	500	optional	10
Construction Joint		SV-15M	150	20	2,5 ÷ 4,0
		SV-20M	200	20	3,0 ÷ 5,0
		SV-25M	250	20	3,0 ÷ 5,0
		SV-30M	300	15	3,0 ÷ 5,0
		SV-32M	320	15	3,0 ÷ 5,0
Expansion Joint		SO-15M	150	20	2,5 ÷ 4,0
		SO-20M	200	20	3,0 ÷ 5,0
		SO-25M	250	20	3,0 ÷ 5,0
		SO-30M	300	15	3,0 ÷ 5,0
		SO-32M	320	15	3,0 ÷ 5,0

TECHNICAL DATA:

Characteristic	Unit	Value	Test method
Specific gravity	g/cm ³	≤ 1.4	TCVN 4866:2013
Shore A Hardness	-	≥ 65	TCVN 1595:2013
Tensile strength	Mpa	≥ 13.5	TCVN 4509:2013
Elongation at break	%	≥ 320	TCVN 4509:2013

**Specifications are based on laboratory conditions (23°C ± 2 and 60% RH) and are subject to change under actual application conditions. In order to determine specifications under specific conditions, preliminary conformance tests should be performed under actual construction conditions.*

PRODUCT CHARACTERISTICS:

Color:	Yellow.
Packaging:	20m roll.
Storage:	Store in cool, dry conditions.

Note: The information provided here is based on our experience and correct to the best of our knowledge. It is, however, not binding. It will need to be adapted to the requirements of the individual building projects, to the specific application and to non-standard local conditions. Our data refers to the accepted engineering rules, which have to be observed during application. Given these preconditions we shall be liable for the accuracy of the information given as outlined in our sales and delivery terms and conditions. Recommendations by our employees that deviate from this information are only binding for us if they have been confirmed in writing. In all cases, the generally accepted rules and practices reflecting the current state of the art must be adhered.

Edition 04/2026. Some technical changes have been made to this print medium. Older editions are invalid and may not be used.