

MC-M 32

TILE GROUT



Polymer-modified cementitious tile grout with a good hydrophobic effect and high abrasion resistance, enabling dirt resistance and silky surface, suitable for a vast range of application area, in both interior and exterior.

Product characteristics

Consistency	Pre-mixed dry mortar
Color	White
Packaging	1kg/ bag and 24 bags/ box.
Cleaning	Cleaning with water while the material is fresh. Hardened material can only be mechanically removed.
Shelf-life and storage	9 months from manufacturing date if stored in original, unopened and undamaged bag. Opened packaging must be stored in dry and ventilated conditions.

Technical data

Characteristics	Unit	Value	Comments
Mixing ratio with water	%	34 - 36	By weight
Mortar bulk density	g/cm ³	~1.1	
Wet density	g/cm ³	1.5 - 1.6	
Joint width	mm	1 - 5	
Application condition	°C	+10 to +30	
Pot-life	minute	60	
Foot - trafficable	hour	24	
Full mechanical load	day	7	
Abrasion resistance	mm ³	≤ 1000	EN 12808-2
Flexural strength after standard condition	N/mm ²	≥ 3.5	EN 12808-3
Compressive strength after standard condition	N/mm ²	≥ 15	EN 12808-3
Shrinkage	mm/m	≤ 3	EN 12808-4
Water absorption after 30 minutes	gram	≤ 2	EN 12808-5
Water absorption after 240 minutes	gram	≤ 5	EN 12808-5

* All technical data are laboratory results, determined at 23°C ± 2°C and RH 60% ± 5% and subject to change in practical application due to ambient and job site conditions.

Consumption (for reference only)

Tile format (cm)	Joint width (mm)	Joint depth (mm)	Consumption (kg/m ²)
25x25	3	4	1.2
50x50	3	4	0.6
300x600	4	8	0.3
600x600	4	8	0.2

* The consumption is for reference only and varies with tiles' format, joint width and depth as well as applicators' skill and jobsite condition at application.



Product properties

- Classified as CG2WA- Improved cementitious grout with reduced water absorption and high abrasion resistance, according to BS EN 13888:2022 and TCVN 7899-3.
- For joint width up to 5 mm.
- Water and dirt repellence.
- Very smooth and silky surface.
- Reduce efflorescence.
- Easy to mix and apply.
- Easy to wash and clean.
- For internal and external areas.

Areas of application

- Sealing narrow joints of numerous kinds of tiles/stones: ceramics, mosaics, natural and artificial stones, vitreous and non-vitreous stoneware,...
- Applied for both walls and floors in internal and external areas: bathroom, toilet, washroom, kitchen, balcony, roof, facade,...

(* Please contact us for further details.)



MC-BIFI BAUCHEMIE JSC.,

Ha Noi: 814/3 Lang Str., Lang Thuong, Dong Da District, Hanoi City

Da Nang: 91 Le Van Duyet Str., Nai Hien Dong Wd., Son Tra Dist., Da Nang City

HCM: No.7, Street 38, An Khanh Wd., Thu Duc City, Ho Chi Minh City

Email: www.mcbifi-bauchemie.com | **Website:** www.mcbifi-bauchemie.com

• Tel: (+84) 24 3775 5312

• Tel: (+84) 23 6355 6869

• Tel: (+84) 28 6287 3585

• Fax: (+84) 24 3775 9607

• Fax: (+84) 23 6355 6969

• Fax: (+84) 28 6287 3585



MC-M 32

TILE GROUT



BE SURE. BUILD SURE.

Application guide

Substrate preparation

- The substrate and tile joints must be clean, solid, stable, free of any loose particles, grease, oil, paint, cement lime or other materials which might affect the adhesion.
- The tile adhesive and screed or render must have sufficient strength and be dry.
- The tile joints must be cleaned from dust and any residue tile adhesive.
- Absorbent tiles should be pre-wetted prior to application but no standing water. The tile shoulders should be equally absorbent to avoid discoloration. If they are absorbent, repeat the process several times.



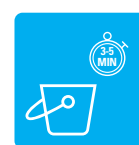
Mixing



- Mix MC-M 32 with clean water only.
- Mixing ratio: a 1kg bag of MC-M 32 with 340ml - 360ml of water.
- Add gradually MC-M 32 to the water container while mixing to achieve a lump-free mixture.




- Use a slow speed drill mixer (400 - 500 rpm) and mix for a minimum of 3 minutes to ensure a homogeneous consistency. It is acceptable to manually mix with a certain amount of MC-M 32.



- After a maturity time of 3-5 minutes, stir the mixture again for 1 minute to attain long workability.
- Always mix MC-M 32 in the same consistency (mixing ratio) in order to avoid color discrepancies
- The mixture which has set must be stopped using as this severely affects the final properties.


Application



- MC-M 32 is efficiently applied with a rubber trowel or rubber squeegee by pressing the grout firmly into the tile joints. Make sure the entire joints are filled completely.
- Immediately remove excess material from the tile surface by using the same tool with a diagonal motion.



- Wait for approx. 15-30 minutes until the grout is dry-touch. Use a damp, clean sponge with circular motions on the joints in order to cure the material and ensure a smooth and shiny surface later.



- Wait for approx. 2 hours until the grout in the joints has set and hardened. Use a dry clean cloth to clean the residue cement hazing layer.
- The pot life is approx. 60 minutes.

General advice: Avoid adverse weather during application and curing stage. In the event of intense heat and strong wind, the freshly grouted joints must be protected from drying too quickly by taking appropriate curing measures such as slightly moistening the joints.

Avoid heavy mechanical stress during curing as this severely affects the final properties and can cause cracks

For fine pored or rough tiles' surface, the fresh grout can be trapped and discolors the tiles. In this case, glue a wide tape along the edges of the joints before applying. Remove it immediately after finishing the cleaning process. A mockup or small trial application is highly recommended in case of such sensitive materials and rough-surface stones.

Safety instructions: Please note the safety information and advice given on the packaging labels and safety data sheets.

Disclaimer: The information provided here is based on our experience and correct to the best of our knowledge. All instructions must be adapted to suit the individual building projects, the application purpose and the specific local conditions. Given these preconditions we shall be liable for the accuracy of the information given as outlined in our sales and delivery terms and conditions. Recommendations by our employees that deviate from this information are only binding for us if they have been confirmed in writing. In any case, the generally accepted technical rules must be adhered to.

Edition 03/2023. This edition will become invalid when a new version is published.

MC-BIFI BAUCHEMIE JSC.,

Ha Noi: 814/3 Lang Str., Lang Thuong, Dong Da District, Hanoi City

Da Nang: 91 Le Van Duyet Str., Nai Hien Dong Wd., Son Tra Dist., Da Nang City

HCM: No. C7, Street 38, An Khanh Wd., Thu Duc City, Ho Chi Minh City

Email: www.mcbifi-bauchemie.com | **Website:** www.mcbifi-bauchemie.com

• Tel: (+84) 24 3775 5312

• Tel: (+84) 23 6355 6869

• Tel: (+84) 28 6287 3585

• Fax: (+84) 24 3775 9607

• Fax: (+84) 23 6355 6969

• Fax: (+84) 28 6287 3585

